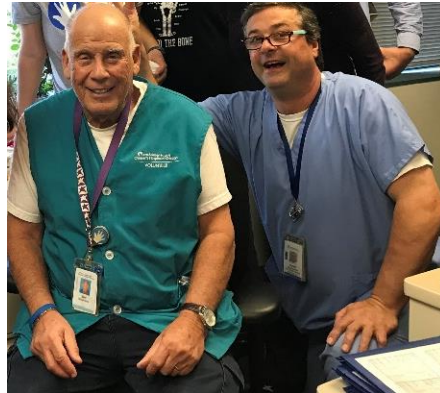


Sit in the waiting room



Follow Mr. Sam or Mr. Rich  
to your room



Put on headphones and Mr. Rich will remove your old casts










Wash your feet



# Pick colors for your new casts




Red




Pink



Orange



Yellow




Green



Blue



Purple



White



Black



Mr. Rich might have a seasonal option for you!





Go for a walk in the hall



Lay on your stomach and we will measure your legs



- Sit up and someone will test how strong your legs are



□ Lay on your stomach and we will wrap your legs in cotton



□ Stay on your stomach and we will wrap your legs in plaster



□ Stay on your stomach and we will wrap your legs in fiberglass



Lay on your stomach until  
your casts are dry



Stand in your new casts!





We will add wedges under your casts to help you stand tall



Put on your new boots



Walk down the hall and learn your new exercises



# □ Say goodbye to the team!

