


Please print the following pages and arrange the pictures to fit your unique visit, arrange in any order. When visiting the hospital, check off the activities you have completed

### Planning My Visit (Example)



My Name: Sammy



Day I see my doctor: Today!



My doctor's picture:



My tasks:

|   |   |   |
|---|---|---|
|  |  | Then I am going to travel to the doctor's appointment with my adult. Today we are going to drive there in the car. We will park the car before getting out. |
|---|---|---|

|   |   |  |
|---|---|--|
|  |  | The person that calls my name will get my height, weight and take other measurements, like blood pressure. This tells the doctor how much I have grown and how healthy I am today. |
|---|---|--|

|   |   |   |
|---|---|---|
|  |  | I say good bye to the doctor and all the people that helped me today. |
|---|---|---|

Preparing for your visit to Ann & Robert H. Lurie Children's Hospital of Chicago

**Let's make our own story!**

## Planning My Visit

My Name: \_\_\_\_\_

Day I see my doctor: \_\_\_\_\_

My doctor's picture:

|                                  |
|----------------------------------|
| <p><b>Paste picture here</b></p> |
|----------------------------------|

**My tasks:**

|  |  |  |
|--|--|--|
|  |  |  |
|--|--|--|

|  |  |  |
|--|--|--|
|  |  |  |
|--|--|--|

|  |  |  |
|--|--|--|
|  |  |  |
|--|--|--|

Preparing for your visit to Ann & Robert H. Lurie Children's Hospital of Chicago

|  |  |  |
|--|--|--|
|  |  |  |
|--|--|--|

|  |  |  |
|--|--|--|
|  |  |  |
|--|--|--|

|  |  |  |
|--|--|--|
|  |  |  |
|--|--|--|

|  |  |  |
|--|--|--|
|  |  |  |
|--|--|--|

|  |  |  |
|--|--|--|
|  |  |  |
|--|--|--|

|  |  |  |
|--|--|--|
|  |  |  |
|--|--|--|

|  |  |  |
|--|--|--|
|  |  |  |
|--|--|--|

Preparing for your visit to Ann & Robert H. Lurie Children's Hospital of Chicago

|  |  |  |
|--|--|--|
|  |  |  |
|--|--|--|

|  |  |  |
|--|--|--|
|  |  |  |
|--|--|--|

|  |  |  |
|--|--|--|
|  |  |  |
|--|--|--|

|  |  |  |
|--|--|--|
|  |  |  |
|--|--|--|

|  |  |  |
|--|--|--|
|  |  |  |
|--|--|--|

|  |  |  |
|--|--|--|
|  |  |  |
|--|--|--|

|  |  |  |
|--|--|--|
|  |  |  |
|--|--|--|

Preparing for your visit to Ann & Robert H. Lurie Children's Hospital of Chicago

|  |  |  |
|--|--|--|
|  |  |  |
|--|--|--|

|  |  |  |
|--|--|--|
|  |  |  |
|--|--|--|

|  |  |  |
|--|--|--|
|  |  |  |
|--|--|--|



|  |  |  |
|--|--|--|
|  |  |  |
|--|--|--|

|  |  |  |
|--|--|--|
|  |  |  |
|--|--|--|




|  |  |  |
|--|--|--|
|  |  |  |
|--|--|--|

|  |  |  |
|--|--|--|
|  |  |  |
|--|--|--|

Preparing for your visit to Ann & Robert H. Lurie Children's Hospital of Chicago

|   |   |  |   |
|---|---|--|---|
|    |    |    |    |
|     |    |    |    |
|   |   |   |   |
|  |  |  |  |
|  |  |  |  |

Preparing for your visit to Ann & Robert H. Lurie Children's Hospital of Chicago

|   |   |  |   |
|---|---|--|---|
|    |    |    |    |
|    |    |    |    |
|    |   |   |   |
|  |  |  |  |
|  |  |  |  |



## Sample Tasks, print and cut out

### Tasks to get to the hospital

First, I need to leave home with my adult

First, I need to leave school with my adult

I am going to travel to the doctor's appointment with my adult. Today we are going to drive there in the car.

We will park the car before getting out.

I will be safe and stay close to my adult in the parking garage

I will walk across the *pedestrian bridge* which is attached to the parking garage and the hospital

I am going to travel to the doctor's appointment with my adult, today we are taking the bus

I am going to travel to the doctor's appointment with my adult. Today we are going to ride there on the train.

## **Sample tasks at the hospital**

I arrived at the hospital!

I walk into the front door with my adult

I go up the escalator with my adult

And check in so I can get my badge at the second floor check in desk

I may need to wait, but that is okay – other people might be ahead of me in line

I will put on my badge

I will get into the elevator with my adult and make sure I go to the right floor

I may need to wait, but that is okay

I am going to floor # \_\_\_\_\_ and will wait my turn until the elevator gets to my floor

Then I get off the elevator and check into my visit

I get to sit in the waiting room until my name is called

My name is called, I will walk safely with my adult and follow the person that called my name

The person that calls my name will get my height, weight and take other measurements, like blood pressure. This tells the doctor how much I have grown and how healthy I am today.

Then I go into the room with my adult and wait for my doctor

I am going to be very helpful so the doctor can do their job to make sure I am healthy. The doctor is going to talk to my adult about how I have been doing, the doctor may even ask me questions.

It is time to leave.

I say good bye to the doctor and all the people that helped me today.

I will walk safely with my adult back to the elevator, down the escalator, and out of the hospital.

I am done with my visit to the doctor.